



ECR 2017 - DAY BY DAY
(Scientific Sessions to follow)





NEW AT ECR 2017:
ALL SESSIONS IN ROOM K WILL BE SIMULTANEOUSLY TRANSLATED INTO GERMAN, ITALIAN, POLISH, AND SPANISH.

The EFRS 'Radiographers' scientific subcommittee wishes you an excellent experience at ECR 2017

Chairpersons	Paul Bezzina	MT
	Pia C. Maly Sundgren	SE
Members	Robin Decoster	BE
	Andrew England	UK
	Shane J. Foley	IE
	Luis J.O.C. Lança	PT
	Helle Precht	DK
	Vasilis Syrgiamiotis	GR

WEDNESDAY March 1

<p>09.30 – 12.00 EFRS Educational Wing Annual Meeting (for EFRS members only)</p> <p>08:30–10:00, Room K </p> <p>RC 114 MRI technology and techniques Moderators: <i>V. Syrgiamiotis; Athens/GR, A. Mizzi; Msida/MT</i> A. High field MRI benefits and limitations: 3T and higher - <i>C. Malamateniou; London/UK</i> B. RF-related heating in clinical MRI - <i>T. Owmán; Lund/SE</i> C. The benefits of diffusion imaging - <i>J. Castillo; Msida/MT</i></p> <p>» Discussion and questions: How is patient care affected by MRI technology and techniques?</p>	<p>13.30 – 16.00 EFRS Educational Wing Seminar (for EFRS members only)</p> <p>16:00–17:30, Room K </p> <p>RC 414 Modern imaging of major trauma Moderators: <i>P.H. Hogg; Salford/UK, L. van den Hauwe; Antwerp/BE</i> A. Use of MSCT in disaster victim identification - <i>J. Kroll; Maastricht/NL</i> B. Conventional radiography in major trauma: role, technique modification and impact on Interpretation - <i>M. Hardy; Bradford/UK</i> C. Applications of ultrasound in the evaluation of major trauma - <i>T. Herlihy; Dublin/IE</i></p> <p>» Discussion and questions: Imaging of major trauma – what are the challenges</p>
---	---

THURSDAY March 2

08:30–10:00, Room K 

RC 514 CT imaging: the role of the radiographer and technological developments

Moderators: *C. Beardmore; London/UK, R. Siemund; Lund/SE*

A. The role of the radiographer in interventional CT procedures - *J. Santos; Coimbra/PT*

B. Optimising CT doses - *F. Zarb; Msida/MT*

C. State of the art CT technology - *S. Deppe; Kolding/DK*

» Discussion and questions: Optimisation of care in CT: what else may be done?

10.30 – 13.00 EFRS Student Seminar (for students from EFRS Educational Wing members)

16:00–17:30, Room K 

RC 814 The education and training of radiographers

Moderators: *H.H. Hjemly; Oslo/NO, E. Papadaki; Iraklion/GR*

A. E-learning and blended learning approaches to continuing professional development (CPD): is this the way forward? - *E. Metsälä; Helsinki/FI*

B. The assessment of clinical knowledge, skills and competences for pre- and postregistration Radiographers - *L. Robinson; Salford/UK*

C. Clinical placements: the challenges ahead - *L.A. Rainford; Dublin/IE*

» Discussion and questions: Education and training: what is the way forward?

16:00–17:30, Room L 8

EU 3 European Alliance for Medical Radiation Protection Research (EURAMED)

Moderators: *G. Frija; Paris/FR, C. Hoeschen; Magdeburg/DE*

» Introduction of EURAMED - *C. Hoeschen; Magdeburg/DE*

» Cardiovascular effects of radiations focused on breast cancer treated with radiation Therapy - *W. Dörr; Vienna/AT*

» Circulating biomarkers reflecting dose exposure - *R. Tamarat; Fontenay-aux-Roses/FR*

» General physical principles used for optimisation - *G. Paulo; Coimbra/PT*

» Dose distribution in interventional radiology - *H. Schlattl; Munich/DE*

FRIDAY March 3

08:30–10:00, Room K 

RC 914 Patient safety: professional and clinical responsibility of the radiographer

Moderators: *T. Roding; Haarlem/NL, P. Due-Tonnessen; Oslo/NO*

A. Patient and staff safety in medical imaging: what can be done? - *S. McFadden; Newtownabbey/UK*

B. Aspects of safety: what should be considered? - *K. Azevedo; Faro/PT*

C. Patient safety: opportunities and challenges ahead in medical imaging - *P. Bezzina; Msida/MT*

» Discussion and questions: Ensuring patient safety in medical imaging: what else can be done?

PROFESSIONAL ISSUES AND ECONOMICS IN RADIOLOGY (PIER) SESSIONS

10:30–12:00, Room M 2

PIER Session 1 Improving efficiency in radiology departments

Moderators: *J.A. Brink; Boston, MA/US, S. Morozov; Moscow/RU*

A. How to identify radiology productivity bottlenecks? - *S. Morozov; Moscow/RU*

B. How to optimise radiology with big data: Medical Analytics Group (MAG) project - *O.S. Pianykh; Newton Highlands, MA/US*

C. How to implement system changes? - *G. Paulo; Coimbra/PT*

D. Making the business case for patient-centred imaging care - *H. Hricak; New York, NY/US*

» Panel discussion

14:00–15:30, Room K 

EM 4 EFRS meets Belgium (European Federation of Radiographer Societies)

Presiding: *H.H. Hjemly; Oslo/NO, S. Bogaert; Ghent/BE, A. Tempels; Lodelinsart/BE*

Moderators: *G. Alleman; Beernem/BE, J.-L. Greffe; Lodelinsart/BE*

» Introduction - *H.H. Hjemly; Oslo/NO, S. Bogaert; Ghent/BE, A. Tempels; Lodelinsart/BE*

» A picture of the radiographers' profession and education - *P. Van Laer; Lovendegem/BE*

» Belgium: the beautiful 'city' - *K. Van Belle; Sint-Andries/BE*

» Patient safety and quality improvement in Belgian radiology departments - *S. Germonpré; Brussels/BE*

» Radiation protection in Belgium - *O. Bran; Louette-Saint-Pierre/BE*

» Panel discussion

14:00–15:30, Room M 1

EU 4 European CT dose repository

Moderators: *J. Damilakis; Iraklion/GR, J.A. Brink; Boston, MA/US*

» The technical implementation of dose tracking tools - *A. Torresin; Milan/IT*

» How do dose tracking tools change the practice of radiographers? - *S.J. Foley; Dublin/IE*

» How do dose tracking tools change the practice of radiologists? - *F. Zanca; Leuven/BE*

» European CT Dose repository working group: summary of activities - *E. Neri; Pisa/IT*

» The ACR Dose Index Registry - *W.W. Mayo-Smith; Boston, MA/US*

» Questions and answers

16:00–17:30, Room K 

Pros & Cons PS 1227 Providing an effective ultrasound service: how and by whom?

Moderators: *L.E. Derchi; Genoa/IT, V. Gibbs; Bristol/UK*

A. Who provides US services? The situation in Europe - *H. Edwards; Stevenage/UK*

B. Should US services be provided by radiologists? (performed and reported on) - *M. Claudon; Vandoeuvre-les-Nancy/FR*

C. Can or should US services be provided by radiographers/sonographers? Educational needs - *G. Harrison; London/UK*

D. Is it possible to standardise a 'real-time' examination? Sometimes it is possible, but not always - *C. Nyhsen; Sunderland/UK*

» Discussion on the pros and cons, *L.E. Derchi; Genoa/IT, V. Gibbs; Bristol/UK*

16:00–17:30, Room O

RC 1212 Dose reduction: tips and tricks, Moderator: *C. Granata; Genoa/IT*

A. Dose reduction in paediatric CT - *D. Aadnevik; Bergen/NO*

B. Diagnostic reference levels in paediatric imaging: international recommendations - *R. Seuri; Helsinki/FI*


C. The impact of dose management systems - *L.A. Rainford; Dublin/IE*

SATURDAY March 4

<p>08:30–10:00, Room K EFRS <small>European Federation of Radiographers</small></p> <p>PC 13 Radiography and radiology: more than the sum of their parts</p> <ul style="list-style-type: none">» Chairmen's introduction: Working together, <i>P. Bezzina; Msida/MT, P.C. Maly Sundgren; Lund/SE</i>» Opportunities and challenges facing radiography and radiology - <i>G. Paulo; Coimbra/PT</i>» Patient safety culture: a combined responsibility- <i>S.J. Foley; Dublin/IE</i>» Skills and competences in care and compassion - <i>A. England; Salford/UK</i>» Panel discussion: A winning team: radiographers and radiologists? <p>08:30–10:00, Room L8 EFRS <small>European Federation of Radiographers</small></p> <p>E³ The professional roles of the radiographer</p> <ul style="list-style-type: none">» Introduction <i>H.H. Hjelmly; Oslo/NO, D. Katsifarakis; Athens/GR</i>» Becoming a clinical radiographer: role, role development and specialisation - <i>N.H. Woznitza; London/UK</i>» Becoming a clinical manager - <i>E. Kelly; Galway/IE</i>» Becoming an academic and/or researcher - <i>S.J. MacKay; Liverpool/UK</i>» Working in industry - <i>J. Tjhaar; Zoetermeer/NL</i>» Discussion, questions and conclusion <p>ESR PATIENT ADVISORY GROUP (ESR-PAG) SESSIONS</p> <p>10:30–12:00, Room L 8</p> <p>ESR-PAG 1 Improving patient safety and quality of care in clinical radiology</p> <ul style="list-style-type: none">» Chairmen's introduction, <i>N. Bedlington; Vienna/AT, B.E. Kelly; Belfast/UK</i>» The work of the ESR Audit & Standards Subcommittee in collaboration with ESR-PAG - <i>B.E. Kelly; Belfast/UK</i>» Patients' perspective - <i>D. Walsh; Dublin/IE, E. Briers; Hasselt/BE</i>» Example of good practice: implementing a patient satisfaction questionnaire in your radiology department - <i>D.-G. Carrié; Toulouse/FR,</i> <p>» Panel discussion: Does your department perform well in patient-centred care?</p>	<p>14:00–15:30, Room K EFRS <small>European Federation of Radiographers</small></p> <p>PC 15b A team approach towards ensuring patient safety and care</p> <ul style="list-style-type: none">» Chairmen's introduction: A team approach – why is this necessary?, <i>J. McNulty; Dublin/IE, T. Owman; Lund/SE</i>» A team-based approach to delivering safe practice - <i>J. Damilakis; Iraklion/GR</i>» The radiographer and radiologist: joint responsibility for reporting - <i>S. Rowe; London/UK</i>» A team approach in interventional procedures - <i>C. McLaren; London/UK</i>» Panel discussion: Can a team-based approach ensure patient safety? <p>16:00–17:30, Room K EFRS <small>European Federation of Radiographers</small></p> <p>EFRS Authorship and Reviewer Workshop</p> <p>Facilitated by Elsevier and the 'Radiography' journal</p> <ul style="list-style-type: none">» Chairman's introduction: Establishing the evidence base in radiology and radiography <i>G. Paulo; Coimbra/PT</i>» Why publish your work? - <i>F. Zarb; Msida/MT</i>» Journal selection: aims and scope, audience and metrics - <i>J.M. Nightingale; Salford/UK</i>» Ethics of publishing - <i>J. McNulty; Dublin/IE</i>» Things to consider: the reviewer's perspective - <i>A. England; Salford/UK</i>» Editor's ten top tips for publishing success - <i>J.M. Nightingale; Salford/UK</i>» Panel discussion: What are the barriers to publishing your research or becoming a reviewer and how can they be overcome?
--	--

SUNDAY March 5

08:30–10:00, **Room K**

SF 17c How do radiographers enhance paediatric imaging? 

- » Chairmen's introduction: The role of the radiographer when imaging a paediatric patient
L.J.O.C. Lança; Lisbon/PT, E. Sorantin; Graz/AT
- » Informed consent: is this possible in paediatric imaging? - *J. Portelli; Msida/MT*
- » Dose reduction in paediatric imaging - *G. Paulo; Coimbra/PT*
- » Personality traits: a way of maximising cooperation during paediatric imaging - *S.J. MacKay; Liverpool/UK*

- » Panel discussion: Challenges and opportunities when imaging paediatric patients